

SMSU Culinary Program Data

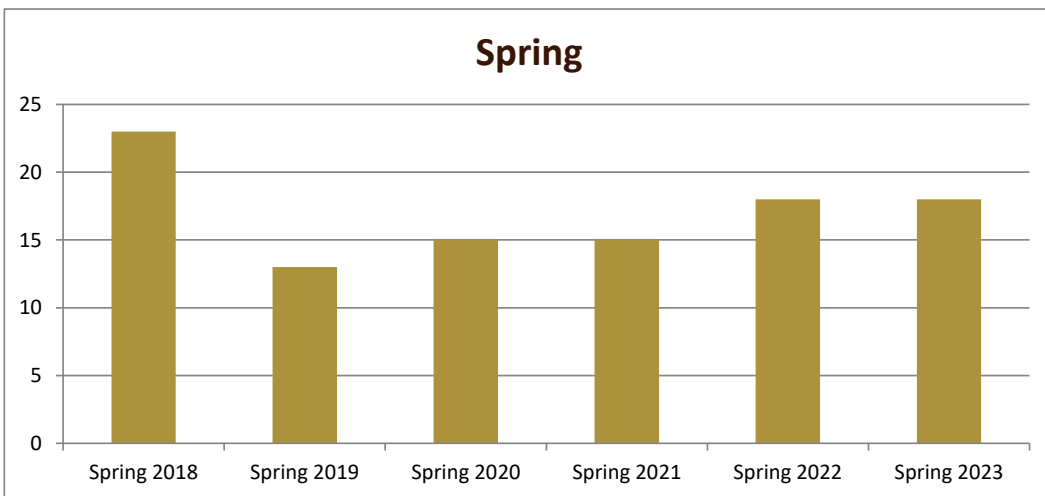
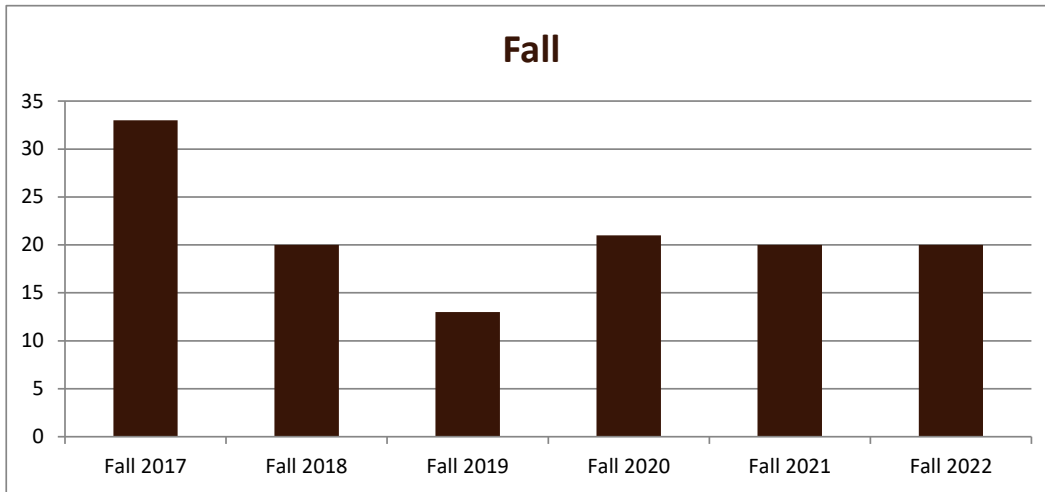
Majors Enrolled

Academic Years 2017-18 to 2022-23

Using Fall Semester data (Fall 2017 to Fall 2022) for Term specific measures



Enrollment by Term						
	2018	2019	2020	2021	2022	2023
Fall	33	20	13	21	20	20
Spring	23	13	15	15	18	18
Summer	1	4	5	2	2	3



SMSU Culinology Program Data

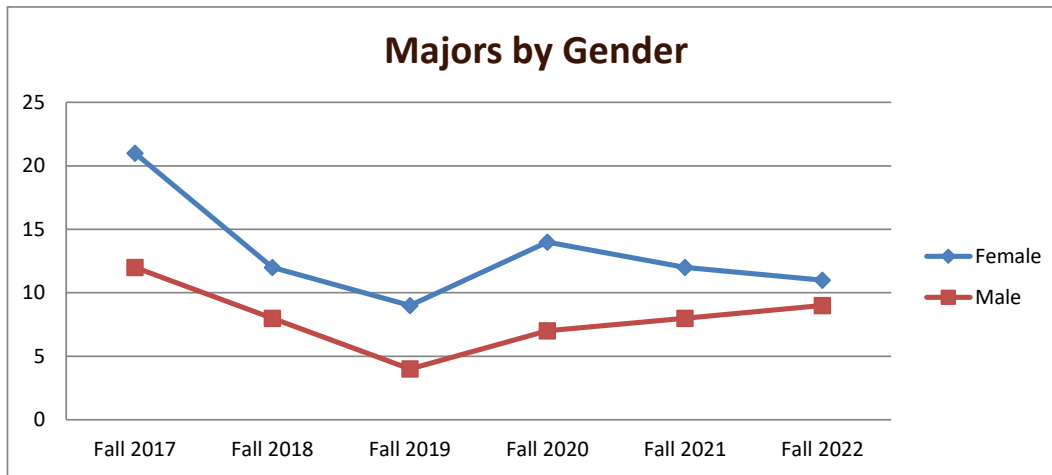
Majors Enrolled

Academic Years 2017-18 to 2022-23

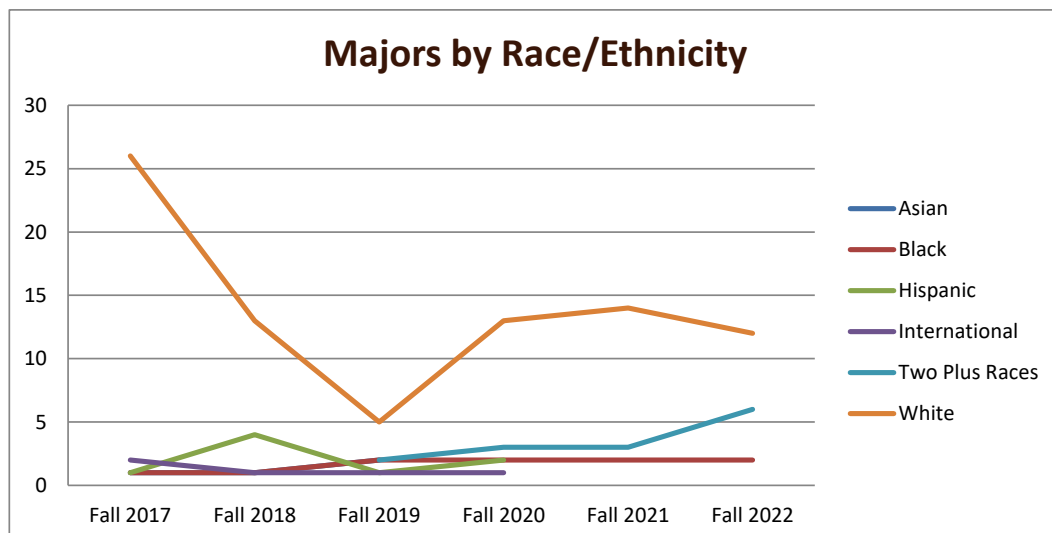
Using Fall Semester data (Fall 2017 to Fall 2022) for Term specific measures



Enrollment by Gender						
	Fall 2017	Fall 2018	Fall 2019	Fall 2020	Fall 2021	Fall 2022
Female	21	12	9	14	12	11
Male	12	8	4	7	8	9
Grand Total	33	20	13	21	20	20



Enrollment by Race/Ethnicity						
	Fall 2017	Fall 2018	Fall 2019	Fall 2020	Fall 2021	Fall 2022
Asian	1	1	2		1	
Black	1	1	2	2	2	2
Hispanic	1	4	1	2		
International	2	1	1	1		
Two Plus Races	2		2	3	3	6
White	26	13	5	13	14	12
Grand Total	33	20	13	21	20	20



SMSU Culinology Program Data

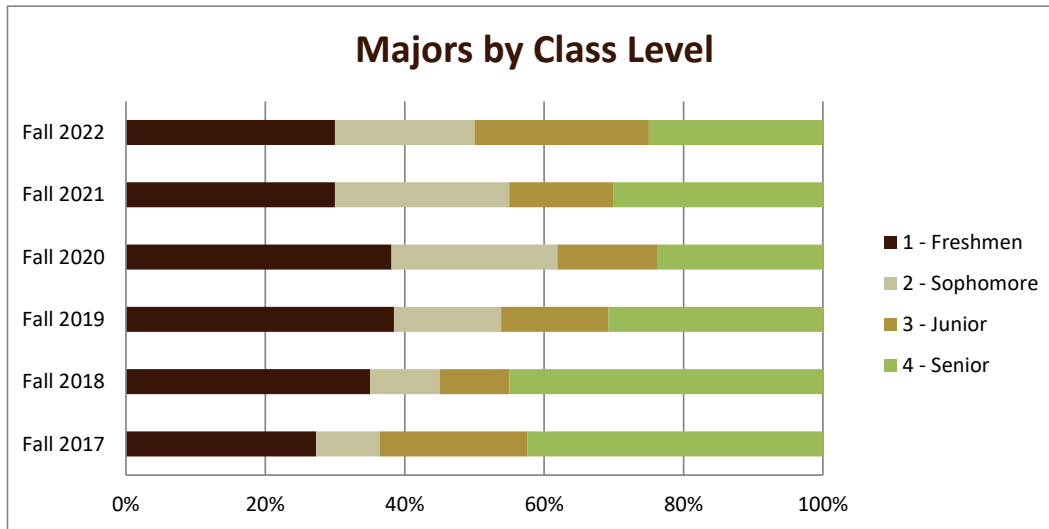
Majors Enrolled

Academic Years 2017-18 to 2022-23

Using Fall Semester data (Fall 2017 to Fall 2022) for Term specific measures



Enrollment by Class						
	Fall 2017	Fall 2018	Fall 2019	Fall 2020	Fall 2021	Fall 2022
1 - Freshmen	9	7	5	8	6	6
2 - Sophomore	3	2	2	5	5	4
3 - Junior	7	2	2	3	3	5
4 - Senior	14	9	4	5	6	5
Grand Total	33	20	13	21	20	20



SMSU Culinology Program Data

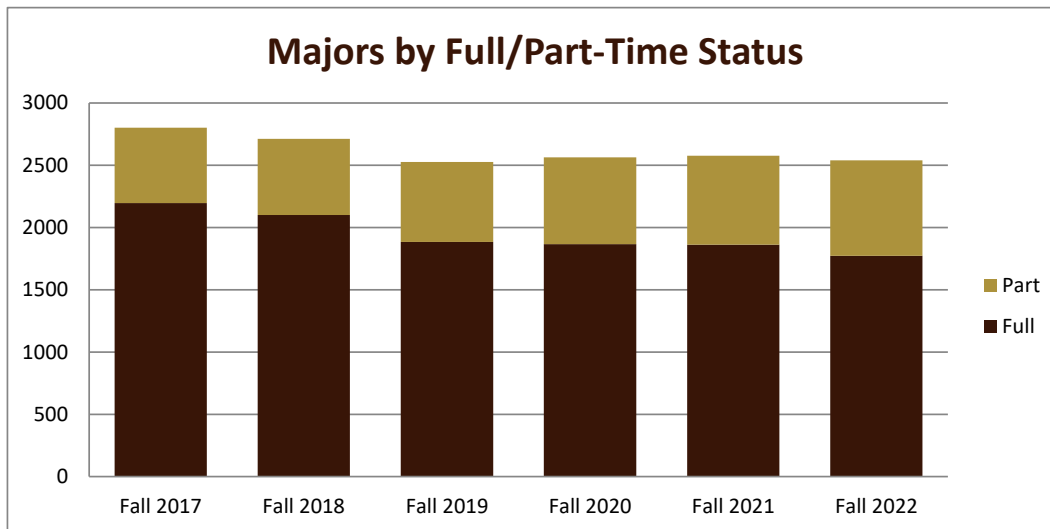
Majors Enrolled

Academic Years 2017-18 to 2022-23

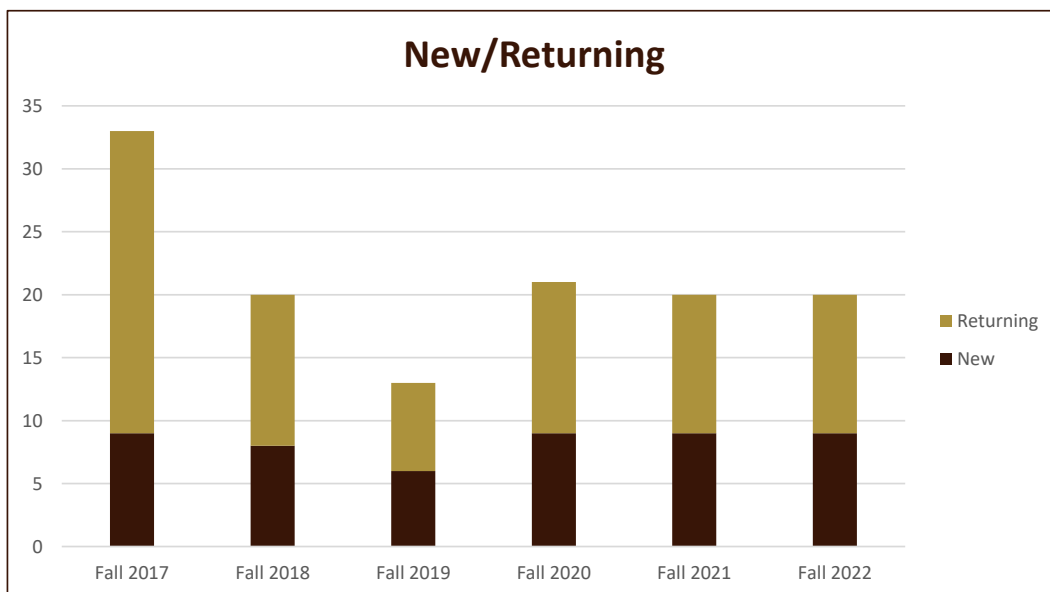
Using Fall Semester data (Fall 2017 to Fall 2022) for Term specific measures



Enrollment by FT/PT						
	Fall 2017	Fall 2018	Fall 2019	Fall 2020	Fall 2021	Fall 2022
Full	32	15	13	18	20	19
Part	1	5		3		1
Grand Total	33	20	13	21	20	20



New/Return Headcount						
	Fall 2017	Fall 2018	Fall 2019	Fall 2020	Fall 2021	Fall 2022
New	9	8	6	9	9	9
Returning	24	12	7	12	11	11
Grand Total	33	20	13	21	20	20



SMSU Culinology Program Data

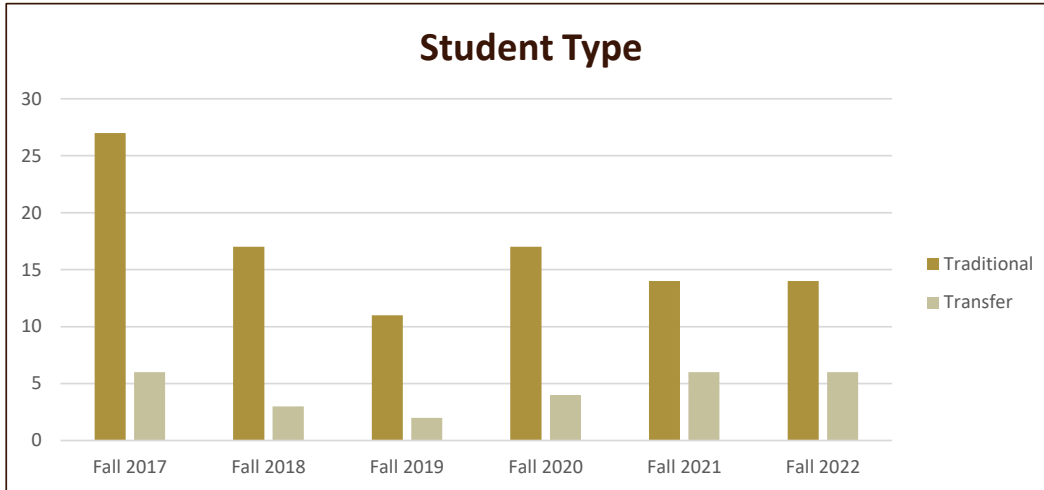
Majors Enrolled

Academic Years 2017-18 to 2022-23

Using Fall Semester data (Fall 2017 to Fall 2022) for Term specific measures



Student Type	Fall 2017	Fall 2018	Fall 2019	Fall 2020	Fall 2021	Fall 2022
Traditional	27	17	11	17	14	14
Transfer	6	3	2	4	6	6
Grand Total	33	20	13	21	20	20



	Fall 2017	Fall 2018	Fall 2019	Fall 2020	Fall 2021	Fall 2022
Program ACT Avg.	18.3	22.5	24.5	22.5	22.9	22.2
SMSU Avg.	21.1	20.7	21.3	20.3	20.7	19.8

	Fall 2017	Fall 2018	Fall 2019	Fall 2020	Fall 2021	Fall 2022
Program H.S. Rank Avg.	60.0	66.5	74.5	30.5	54.6	30.5
SMSU Avg.	56.1	54.4	56.7	57.2	60.8	62.3

	Fall 2017	Fall 2018	Fall 2019	Fall 2020	Fall 2021	Fall 2022
Program Avg. GPA	1.86	0.00	3.26	2.98	1.42	
SMSU Avg.	2.68	2.93	3.01	3.02	3.15	3.4

	Fall 2017	Fall 2018	Fall 2019	Fall 2020	Fall 2021	Fall 2022
Program Avg. Credits	13.89	14.88	15.50	15.22	14.00	14.44
SMSU Avg.	14.85	15.15	14.93	15.13	14.49	15.1